

Review of the PCNPA Welsh Language Strategy 2017-2022

The Authority's Welsh Language Strategy was adopted in November 2017 with a vision to ensure an increase of 1% of the Pembrokeshire Coast National Park's population who can speak Welsh by 2022. It was based upon the three strategic themes identified by the Welsh Government in its document "*Cymraeg 2050: A million Welsh speakers*" as the key areas to focus on, and this review considers the work that has been undertaken in this respect.

Strategic Theme 1: Increasing the number of Welsh speakers

Indicators:

Working with partners to provide Welsh medium activities and events for families with pre-school children.

- Castell Henllys have hosted Cân i Blant Penfro in its Tipi and have assisted them with delivery of their Mari Lwyd session for Hen Galan and delivered a Wac Natur for them.
- First 1000 days project has started; it is engaging with a number of Cylch Meithrin groups (Fishguard, Maenclochog, Eglwysrwrw, Crymch). From the data it doesn't look like any sessions to date have been facilitated in Welsh by PCNPA.

An increase in the number of Welsh medium activities and events organised by the Authority from 5 to 10 by 2022.

- Events and Activity programmes were impacted by COVID 19. In terms of formal public event activities, we have seen an increase this year with 10 Profwch yr Oes Haearn events held ytd in 2022/23 by Castell Henllys. There have been mixed results in terms of Welsh Language tours at Carew over the last few years, with 0 take up some years.
- Other activities are more ad hoc and relate to community group sessions, sessions with Welsh Learner groups, Menter Iaith and volunteer sessions facilitated in Welsh.
- Events and activities in Welsh over the last few years tend to be delivered by a select number of staff e.g. two North Rangers and Community Archaeologist and those based at Castell Henllys who have Welsh language skills that enable them to facilitate sessions in Welsh. We have had positive feedback in terms of events that are run in English but volunteer activity leaders/backmarkers have been able to chat with participants in Welsh. As a large number of our public events in the activities and events programme are delivered by volunteer activity leaders, it is important that we encourage volunteering from Welsh Language speakers if we want to enhance our offer in this area and sessions cannot be delivered by PCNPA staff. There is also a need to consider how we could tailor our offer to meet needs of people in South and West of the Park.

	2016/17	2018/19	2019/20	2020/21	2021/22	2022/23
# PCNPA events and activities delivered in Welsh	34	54	32	10 (Impact of Covid)	37	44
# participants in PCNPA events and activities delivered in Welsh	307	622	262	59	414	1010 (Impact of Profwch yr Oes Haeearn Sessions at CH)
Not currently capturing data on bilingual events as separate category – could look to do this in future. Includes Volunteering Sessions delivered in Welsh. Doesn't include Summer Ranger general engagement activities through Welsh with general public.						

An increase in the number of schools participating in Welsh medium activities and events organised by the Authority from 10 to 15 by 2022.

- This was achieved in 2021/22 despite impact of COVID. However similar to Events and Activities, the majority of sessions are delivered by Castell Henllys, the North Rangers (normally linked to those schools with which they have a geographical and / or historic relationship) and in previous years the Community Archaeologist through Heritage Guardian Scheme which has now ended. We potentially have a geographical gap in terms of our offer and schools we are engaging with, both in the Park and wider Pembrokeshire.

- 1.Ysgol Ffairfach
- 2.Templeton Community Primary School
- 3.Ysgol Llanychllwydog
- 4.Godre'r Graig Primary School
- 5.Yr Ysgol Gymraeg
- 6.Ysgol Gynradd Gymunedol Eglwysrwrw
- 7.Ysgol Bro Cynfal
- 8.Ysgol Gynradd Gymraeg Hamadryad
- 9.Ysgol Gynradd Pontrhydfendigaid
- 10.Ysgol y Bedol
- 11.ysgol T Llew Jones
- 12.Ysgol Gynradd Aberteifi
- 13.Peniel CP School
- 14.Ysgol Gymraeg Blaendulais
- 15.Furnace Primary School
- 16.Ysgol Lon Las
- 17.Ysgol Gynradd Gymraeg Pontardawe
- 18.Ysgol Gymunedol Brynconin
- 19.Ysgol Llanddarog
- 20.Cilgerran Church In Wales VC School

21. Ysgol Bro Inqli
22. Ysgol Casmael - Puncheston Infant and Junior School
23. Ysgol y Preseli
24. Ysgol Dyffryn Cledlyn
25. Ysgol Gelli Aur/Golden Grove C P School

	2016/17	2018/19	2019/20	2020/21	2021/22	2022/23
# education programme sessions delivered in Welsh	55	95	76	5 (Impact of Covid)	43	41
# participants education programme sessions delivered in Welsh	1,433	2,713	2,290	184	1,231	1229

Better promotion of the advantages of using the Welsh language in National Park buildings and in marketing materials.

- Bilingual Discovery Panels have been provided at a wide range of sites and businesses across the Park



- A complaint was received relating to interpretation panel and signage at Carew, so this could be an area that we need to do more work on.
- A complaint was also made to the Welsh Language Commissioner in respect of the Authority's failure to publish its "Coast to Coast" publication bilingually and therefore to comply with the Welsh Language Standards. This was upheld and future editions would be published bilingually.

Strategic Theme 2: Increasing the use of Welsh

Indicators:

The number of staff undertaking Welsh language courses increases.

- All staff are actively encouraged to learn Welsh and 41.6% of staff have completed online Work Welsh language courses during 2022/23. Completion of the basic module is now mandatory for all new starters to the Authority.
- The Authority holds no data on the numbers of staff currently undertaking Welsh language courses.

Percentage of staff using Welsh at work increases.

- 59 posts were advertised during the reporting period. 9 were categorised as Welsh essential and 50 as Welsh desirable or advantageous.
- On the 31 March 2023 the Authority employed 173 staff. 36% (a decrease of 5% on the previous year) had completed their language skills data.

Level	Number	Percentage
Entry	31	18%
Foundation	2	1%
Intermediate	11	6%
Advanced	4	2%
Proficient	15	9%

- Data for the current year is therefore only available for approximately 1/3 of staff and a Welsh Language Skills Audit should be undertaken.
- Comparison with the figures from the start of the Plan period has been undertaken. On 31st March 2016 the Authority employed 153 staff, 30 (20%) of whom describe themselves as fluent, with an additional 59 (39%) describing themselves as “Welsh learners” or “less fluent”.
- The Pembrokeshire Well-being Assessment found that Welsh language speakers report that the ability to use Welsh informally and in the work place has a positive effect on their well-being.
- Anecdotally, it can be observed that the incidental use of Welsh by Members at meetings has increased.
- Research undertaken as part of the 2021 Strategic Review of Volunteering highlighted that opportunities for Welsh learners to hear and practice conversational Welsh in an informal setting, whether with volunteers or staff, were highly valued.

Strategic Theme 3: Creating favourable conditions – infrastructure and context

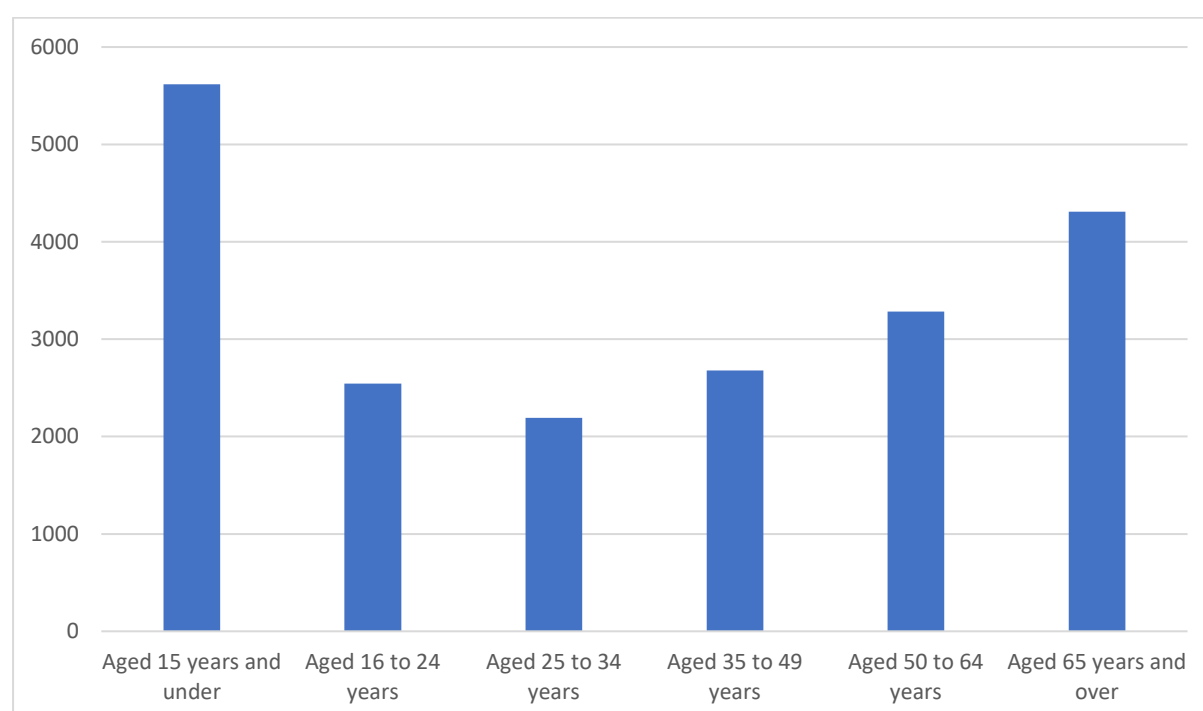
Indicators:

An increase in the number of communities within the National Park where the percentage of Welsh speakers has increased.

- From the 2021 Census Data for PCNPA, the percentage of all usual residents aged 3 years and over:
 - Welsh language skills (speaking) - 19.4% (3,977); this is above 17.2% in Pembrokeshire and 17.8% in Wales. This compares to 57.2% in Eryri and 13% in Bannau Brycheiniog.
 - Welsh language skills (writing) – 15.8% (3,241); this is above 13.9% in Pembrokeshire and 15.2% in Wales. This compares to 50.5% in Eryri and 10.9% in Bannau Brycheiniog.
 - Welsh language skills (reading) – 18.2% (3,738); this is above 16.1% in Pembrokeshire and 17.3% in Wales. This compares to 53.4% in Eryri and 13.3% in Bannau Brycheiniog.
 - Welsh Language Skills (understanding) – 24.5% (5,027); this is above 22.2% in Pembrokeshire and 21.9% in Wales. This compares to 60.9% in Eryri and 17.6% in Bannau Brycheiniog.
- Welsh Language Skills (% of population) 2011 figures in brackets for comparison. These are potentially not comparing like with like.

	No skills in Welsh	Can speak Welsh	Can understand spoken Welsh only	Can speak but cannot read or write Welsh	Can speak and read but cannot write Welsh	Can speak, read and write Welsh	Other combination of skills in Welsh
Pembrokeshire Coast NP	(70.3)	19.4 (20.8)	24.5 (6.7)	(3.5)	18.2 (2.1)	15.8 (15.0)	(2.4)
Wales	(73.3)	17.8 (19.0)	21.9 (5.3)	(2.7)	17.3 (1.5)	15.2 (14.6)	(2.5)

Figure 1 Welsh Speakers in Pembrokeshire by Age (2021 Census)



Percentage and numbers of Welsh Speakers per Community Council area

Community	2001 Census	2011 Census	2021 Census	% increase / decrease 2011 to 2021	% Welsh Speakers 2021
Amroth	139	140	121	-13.6	10
Angle	25	35	30	-14.3	9
Brawdy	187	189	191	1.1	21
Burton	119	119	137	15.1	11
Camrose	291	293	259	-11.6	15
Carew	163	179	163	-8.9	11
Cosheston	81	86	71	-17.4	9
Crymych	956	991	1011	2.0	59
Cwm Gwaun	168	178	168	-5.6	55
Dale	23	13	18	38.5	10
Dinas Cross	380	357	326	-8.7	43
Eglwysrw	466	446	419	-6.1	55
Fishguard and Goodwick	1778	1692	1541	-8.9	29
Freystrop	71	84	64	-23.8	12
Hayscastle	156	167	135	-19.2	30
Herbrandston	59	41	51	24.4	12
Hook	78	106	109	2.8	12
Hundleton	88	98	67	-31.6	8
Jeffreyston	73	69	70	1.4	13

Community	2001 Census	2011 Census	2021 Census	% increase / decrease 2011 to 2021	% Welsh Speakers 2021
Kilgetty/Begelly	221	239	237	-0.8	11
Lamphey	105	80	89	11.3	10
Llangwm	110	100	79	-21.0	10
Llanrhian	467	408	351	-14.0	40
Llawhaden	145	150	129	-14.0	21
Maenclochog	402	389	370	-4.9	51
Manorbier	162	152	134	-11.8	11
Marloes and St. Brides	44	29	49	69.0	16
Martletwy	68	81	80	-1.2	14
Mathry	238	196	157	-19.9	32
Merlin's Bridge	358	307	256	-16.6	12
Milford Haven	1510	1191	1134	-4.8	8
Mynachlog-ddu	205	204	170	-16.7	34
Nevern	438	417	365	-12.5	43
Newport	530	483	418	-13.5	41
Nolton and Roch	96	119	107	-10.1	13
Penally	107	114	116	1.8	14
Pencaer	176	187	146	-21.9	35
Puncheston	269	287	249	-13.2	48
St. Davids and the Cathedral Close	633	523	425	-18.7	24
St. Dogmaels	627	574	500	-12.9	41
St. Ishmaels	61	36	43	19.4	10
St. Mary Out Liberty	91	93	105	12.9	13
Saundersfoot	297	269	238	-11.5	10
Solva	288	258	162	-37.2	21
Stackpole and Castlemartin	86	70	57	-18.6	10
Tenby	542	470	449	-4.5	11
The Havens	145	147	133	-9.5	12
Uzmaston, Boulston and Slebech	135	120	123	2.5	18
Walwyns Castle	58	54	30	-44.4	10

- The figures above show the distribution of Welsh speakers in the National Park, and that only four Community Council areas had over half of their population able to speak Welsh down from five in 2011 and seven in 2001.

Figure 2 – Percentage of the population by Community Council areas in or partly within the National Park who can speak Welsh (2021 Census)

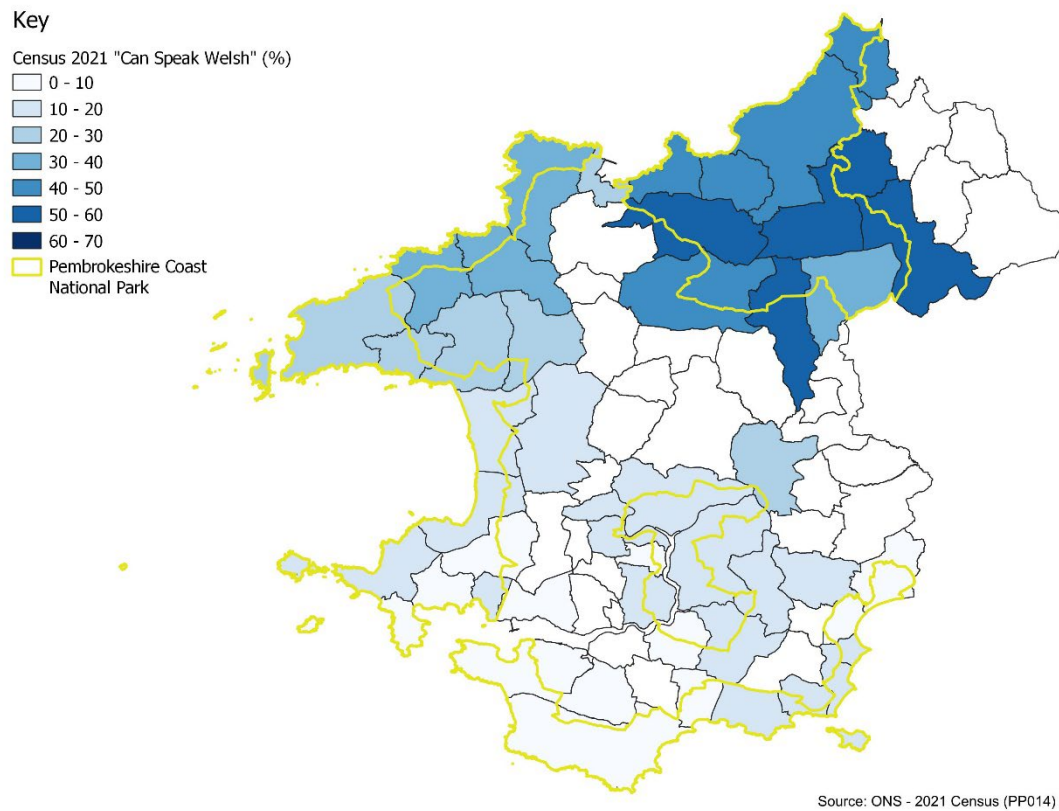
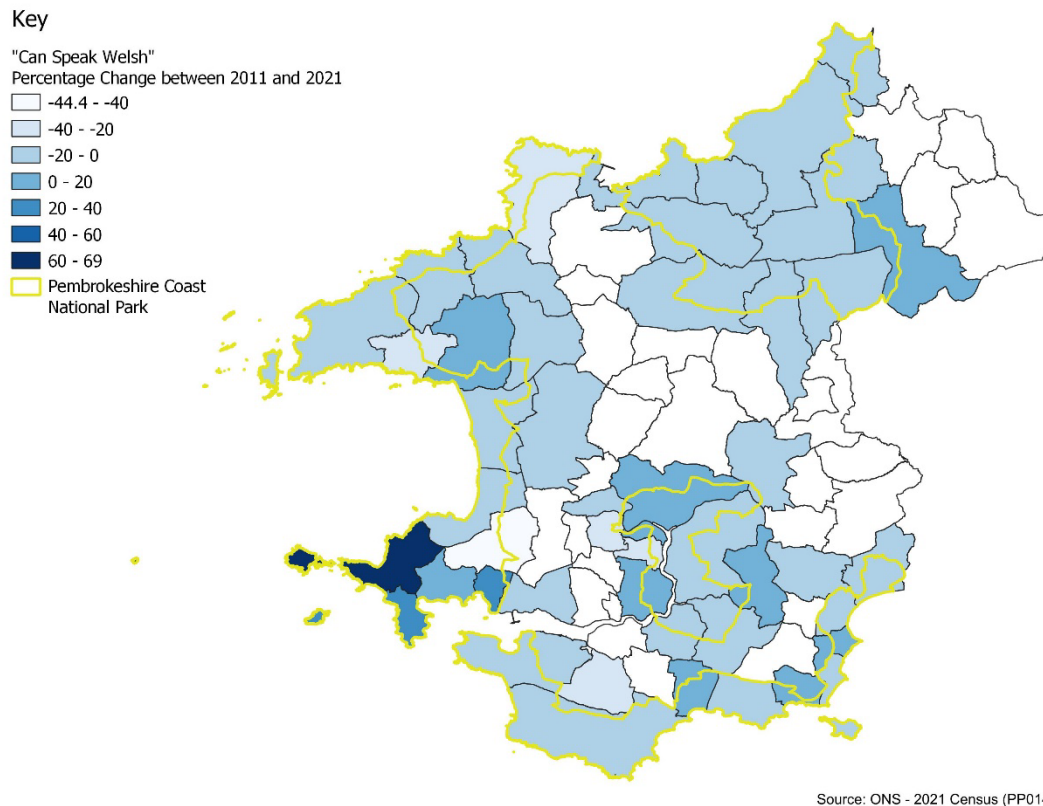


Figure 3 – Percentage of the population by Community Council areas in or partly within the National Park who can speak Welsh – Percentage change between 2011 - 2021



An increase in the number of affordable housing units built during the life of the Strategy.

- Affordable housing can help strengthen the position of the Welsh language in the community. Decisions regarding the type, scale, use of occupancy control and exact location of housing within a specific community can have the potential to have an effect on language use and, as a result, on the sustainability and vitality of the Welsh language. Cumulative completions for affordable dwellings built as at April 2022 from the base date of 2015 was 166, compared to a target of 161 (Local Development Plan Annual Monitoring Report 2021-22).

Local Development Plan 2

- During the Welsh Language Strategy Period, a review of the Local Development Plan (LDP) was undertaken, resulting in the adoption of LDP2 in September 2020. The Plan acknowledges that the Welsh language is part of the social and cultural fabric of the National Park and protects the language as one of its Special Qualities. It records that Welsh is spoken by 19.2% of the population and others have some knowledge of the language or are in the

process of learning it. There are substantial variations between the proportions of Welsh speakers in different communities.

- Policy 13 identifies Welsh Language-Sensitive Areas, within which proposals, as specified in the policy, that are considered likely to have a significant effect on the Welsh language will be subject to a Language Impact Assessment, setting out the measures to be taken to protect, promote and enhance the Welsh language. The policy applies in Community and Town Council areas with 19.2% or more Welsh speaking population, as identified in the Census.
- No decisions have been made contrary to Policy 13 (Local Development Plan Annual Monitoring Report 2021-22).

Pembrokeshire Well-being Assessment

Key findings on the Welsh Language within the Pembrokeshire Well-being Assessment include:

- Welsh language use is increasing in the county.
- Young people have told us that they are not confident that they will be able to live and work in Pembrokeshire in the future.
- Availability and affordability of housing in Pembrokeshire is felt to be a barrier to staying in the county by young people.
- There are a significant number of second homes in the county, particularly in rural areas.
- There is a lack of affordable homes in the county.
- The need for affordable homes is projected to increase.
- There has been an increase in the number of Welsh medium schools in Pembrokeshire.

Action Areas

- The Strategy identified a number of action areas and progress has been made on many of these as reflected earlier in this document, such as attendance at events such as agricultural shows located within the National Park, activities and events at the Authority's sites and centres; development of the guided walks programme; schools work;
- Other actions, such as providing an opportunity for a Welsh language Writer in Residence to work in the National Park Centres and development of a mentoring scheme for Welsh learners have not been undertaken.

Recommendations

- Data on bilingual events to be captured as separate category.
- Signage audit of National Park sites and centres to be undertaken.
- A Welsh Language skills Audit to be undertaken.

- The Strategy 2023-2028 to include the role of Members and volunteers in promoting the use of Welsh.