

**REPORT OF THE BUSINESS & PERFORMANCE MANAGER**

---

**SUBJECT: PERFORMANCE REPORT FOR THE PERIOD ENDING 30<sup>th</sup>  
SEPTEMBER 2013**

Introduction

The Authority approved a new Corporate Strategy for 2013/14 which is based on the following four strategic outcomes.

- 1 – The landscape, environment and culture of the National Park are conserved for current and future generations.**
- 2 – Residents and visitors from a wide range of backgrounds enjoy, appreciate and understand the National Park.**
- 3 – The work of the National Park Authority has a positive impact on the local economy and the well-being of residents and visitors to the National Park.**
- 4 - The National Park Authority is recognised as meeting good practice standards in terms of governance, providing value for money and listening to the views of residents, visitors and partners.**

The following report presents the performance to date for the Park Direction Team.

At the mid point of the financial year, most actions are well underway, although staff sickness has caused some delays.

**Recommendation: Members are requested to RECEIVE and COMMENT on the Performance Report.**

*(For further information contact Alan Hare –Business & Performance Manager on ext 4810)*

# Performance Report Conservation & Planning

## 10.Conservation

### Overall Measure RAG




### Overall Action RAG



- ↓ Worsening Trend
- Static Trend
- ↑ Improving Trend

Measure	Description	Unit of Measure	Previous Period June 2013	Current Period September 2013				
			Actual	Actual	Target	RAG	Trend	Comment
% sites in good condition		%	83.33	71.43	75.00	Amber	→	
Area of land managed	Area of land under some form of management for conservation	Ha	1938.32	1609.24	2035.00	Red	→	
No of landowners assisted for agri schemes ytd		#	0.00	2.00	6.00	Red	↑	


Action	Previous Period June 2013		Current Period September 2013			
	% Complete	RAG	% Complete	RAG	Trend	Comment
20.Monitoring conservation information	15	Green	30	Green	→	All 30 management agreements reviewed. Approx 10% of active sites reviewed
30.Invasive Species	5	Green	20	Green	→	Strategic Project underway. Partnership now set up to identify specific areas and map the whereabouts of INNS. Site specific issues INNS work has been added to Area Warden work programmes for this year. £15,000 allocated to spend this financial year.

40. Assist farmers to engage in agri schemes	15	Amber	20	Amber		Assistance to land owners to sign up new sites is reduced due to staffing difficulties and other priorities
--	----	-------	----	-------	--	---

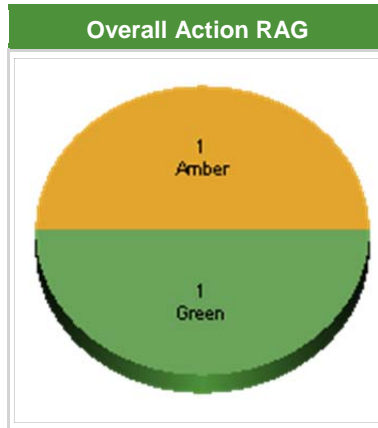
# Performance Report Conservation & Planning

## 20.WG Reports

Measure



Overall Action RAG



- ↓ Worsening Trend
- Static Trend
- ↑ Improving Trend

Action	Previous Period June 2013		Current Period September 2013			
	% Complete	RAG	% Complete	RAG	Trend	Comment
10.Seascape Guidance	15	Green	40	Green	→	Public consultation on supplementary planning guidance on seascapes. Closes on 1st November.
20.Management Plan Review	15	Amber	25	Amber	→	First draft Management Plan and NPA action plan prepared; draft policies being screened under sustainability appraisal/strategic environment assessment criteria. Next step to reinstate Officer/Member Core Group (meetings to date postponed due to awaiting Welsh Government's Welsh protected landscapes policy statement).

# Performance Report Conservation & Planning

## 30.Planning

Overall Measure RAG



Overall Action RAG



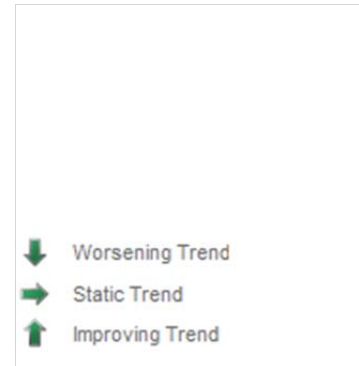
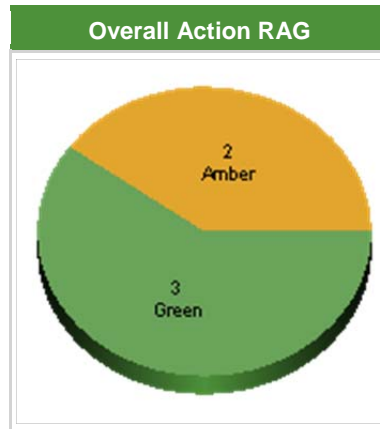
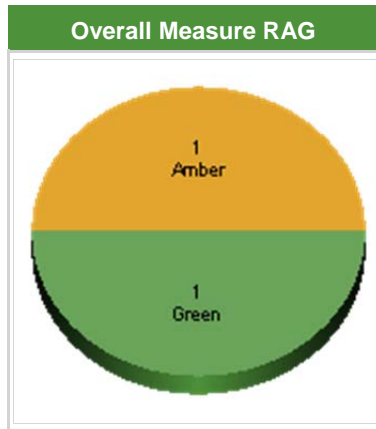
Measure	Description	Unit of Measure	Previous Period June 2013	Current Period September 2013				
			Actual	Actual	Target	RAG	Trend	Comment
Affordable units as % of all approved		%	0.00	56.25	20.00	Green	→	
Affordable units number approved ytd		#	0.00	18.00				18 units approved, but awaiting finalisation of legal documents
No of developments contrary to LDP 8 & 15		#		1.00	1.00	Green	→	

Action	Previous Period June 2013		Current Period September 2013			
	% Complete	RAG	% Complete	RAG	Trend	Comment
10.Cumulative Impact Assessment Guidance (Turbines)	70	Green		Green	→	Currently out for consultation.
30.Farm Diversification Guidance		Green		Green	→	Not programmed to start. Staffing issues.
40.Affordable Housing	15	Amber		Amber	→	Scrutiny Committee report to NPA for agreement on the 23rd of October 2013.
50.Low Impact Development Guidance	50	Green	100	Green	→	Approved by NPA June 2013. Completed.
60.LDP Annual Monitoring Report	15	Green		Green	→	Intend to report to NPA 23rd

					October 2013. Submission to WG by end of Oct 2013. Work underway.
70.Housing Land Availability to 2013/14	20	Green		Green	→ Slightly behind on timetable. Republished site proformas for further comment. On track to submit final version to WG as per the timetable.
80.Accessibility Guidance	80	Green		Green	→ Adopted June 2013. Completed.

# Performance Report Conservation & Planning

## 35.Development Management



Measure	Description	Unit of Measure	Previous Period June 2013	Current Period September 2013				
			Actual	Actual	Target	RAG	Trend	Comment
% Apps Approved ytd		%	82.24	82.97	85.00	Amber	→	
% Apps determined in time ytd		%	71.03	74.73	70.00	Green	→	

Action	Previous Period June 2013		Current Period September 2013			
	% Complete	RAG	% Complete	RAG	Trend	Comment
10.Monitoring Enforcement	5	Green	15	Green	→	Investigation underway although limited progress to date
20.Discharge of conditions		Green	100	Green	→	Now operational
30.Map procedures		Green		Amber	→	Not started
40.Improve public perception	5	Green	10	Amber	→	Responding to community councils' queries and media but limited progress otherwise
50.Review pre-app processes		Green	5	Green	→	New templates being developed

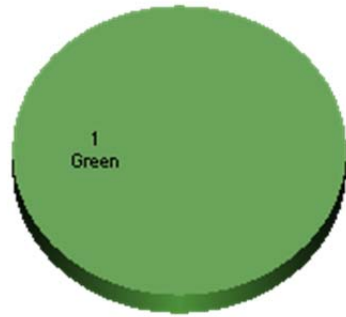
# Performance Report Conservation & Planning

## 40.Cultural Heritage

Overall Measure RAG



Overall Action RAG



Measure	Description	Unit of Measure	Previous Period June 2013	Current Period September 2013				
			Actual	Actual	Target	RAG	Trend	Comment
% of listed buildings at risk		#	3.87	3.87	7.00	Green	→	
No of cultural events ytd		#	17.00	17.00	30.00	Red	→	
No of people at cultural events ytd		#	503.00	2663.00				

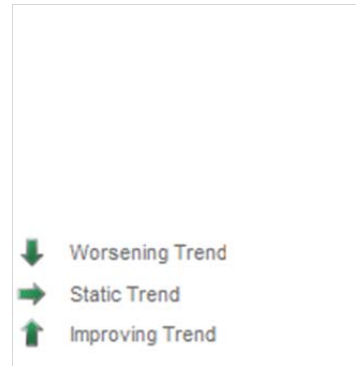
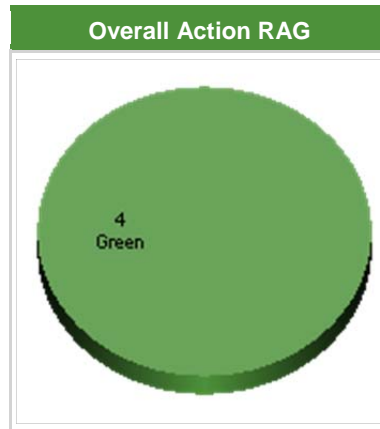
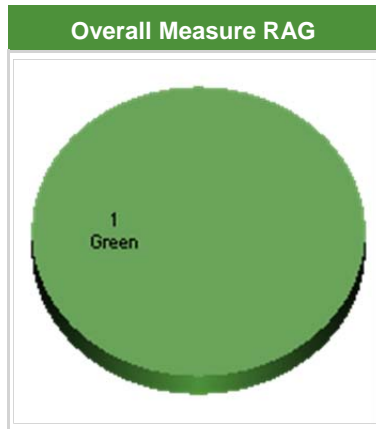
Action	Previous Period June 2013		Current Period September 2013			
	% Complete	RAG	% Complete	RAG	Trend	Comment
10.Cultural Events			50	Green	→	Nevern Castle excavation for 2013 completed. 60 visitors, 20 pupils and 12 volunteers involved during dig. 61 ecclesiastical architects toured Castell Henllys and 43 visitors giventour of Carew Castle. The Festival of British archaeology took place between 13th and 28th July. Eight 'Discover Pentre Ifan' and eight 'Discover Nevern Castle' events took place during July and August (c. 200 visitors). Two Footsteps to the Past Exploring St



					<p>Dauids Airfield walks of 20 visitors also took place. In September a large scale 'Stones of Stonehenge' project and excavation took place at Craig Rhosyfelin and Castell Mawr took place in partnership with the Institute of Archaeology, the NPA and 15 other academic institutions. There were 15 students and volunteers forming the core of the digging team who were given a guided tour at the beginning of the project with c. 50 visitors to the sites; an evening talk to the local community was sold out with an audience of 120 local people. The Council for British Archaeology spent a weekend of guided tours and talks by PB and PC (41).</p>
--	--	--	--	--	---


# Performance Report Conservation & Planning

## 50.Tourism & economic



Measure	Description	Unit of Measure	Previous Period June 2013	Current Period September 2013				
			Actual	Actual	Target	RAG	Trend	Comment
No of users on coastal bus services		#		87800.00	80000.00	Green	→	

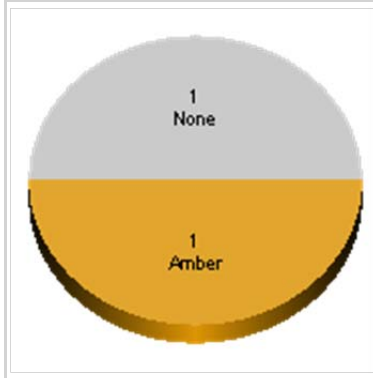
Action	Previous Period June 2013		Current Period September 2013			
	% Complete	RAG	% Complete	RAG	Trend	Comment
10.Pembrokeshire Tourism network	23	Green	55	Green	→	- Liason with Gower AONB for bids to EST WG funding for sustainable tourism funding - Destination Pembrokeshire Partnership meeting attended key issues raised funding and action plan
20.Greenways	30	Green	100	Green	→	Increase of over 1800 passengers during the summer period (May to end September) despite cut of 1 day per week on one of the puffin Shuttle services due to WG funding cuts to PCC.
30.Enjoy Website upgrade	35	Green	65	Green	→	Ongoing development of site inhand with developers and key internal staff.

40.Health & Well-being	23	Green	55	Green		Various funding options being explored with Discovery Team Lead: Bids Submitted for LAPA and TTCW
------------------------	----	-------	----	-------	--	---

# Performance Report Conservation & Planning

## 60.Access

### Overall Measure RAG



### Overall Action RAG



- ↓ Worsening Trend
- Static Trend
- ↑ Improving Trend

Measure	Description	Unit of Measure	Previous Period June 2013	Current Period September 2013				
			Actual	Actual	Target	RAG	Trend	Comment
% RoW open & to standard		%	78.77	78.77	85.00	Amber	→	
No of people using paths ytd		%	0.00	0.00				Initial indications of a 14% increase on last year

Action	Previous Period June 2013		Current Period September 2013			
	% Complete	RAG	% Complete	RAG	Trend	Comment
10.Delegation Agreement Public Rights of Way		Amber		Amber	→	No progress with PCC. August NPA approved priority investment for inland paths
20.Survey Public Rights of Way	12	Green	12	Green	→	Survey on hold over summer with priority to vegetation control