

REPORT OF THE BUSINESS & PERFORMANCE MANAGER

**SUBJECT: PERFORMANCE REPORT FOR THE PERIOD ENDING 31st
DECEMBER 2013**

Introduction

The Authority approved a new Corporate Strategy for 2013/14 which is based on the following four strategic outcomes.

- 1 – The landscape, environment and culture of the National Park are conserved for current and future generations.**
- 2 – Residents and visitors from a wide range of backgrounds enjoy, appreciate and understand the National Park.**
- 3 – The work of the National Park Authority has a positive impact on the local economy and the well-being of residents and visitors to the National Park.**
- 4 - The National Park Authority is recognised as meeting good practice standards in terms of governance, providing value for money and listening to the views of residents, visitors and partners.**

The following report presents the performance to date for the Park Direction Team.

At this point of the financial year, most actions are underway and on target, although for some the work is concentrated in the second half of the year. The majority of the measures are also on or close to target for this period.

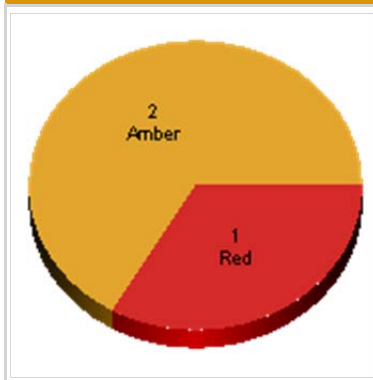
Recommendation: Members are requested to RECEIVE and COMMENT on the Performance Report.

(For further information contact Alan Hare –Business & Performance Manager on ext 4810)

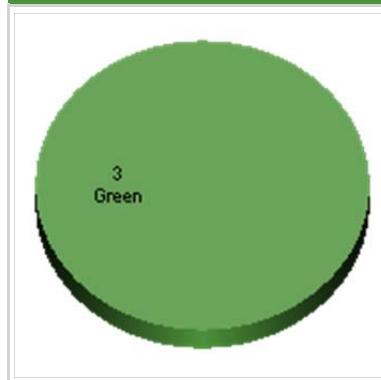
Performance Report - Conservation & Planning

10.Conservation

Overall Measure RAG



Overall Action RAG




Measure	Unit of Measure	Previous Period October 2013	Current Period December 2013				
		Actual	Actual	Target	RAG	Trend	Comment
% sites in good condition	%	50.00	70.00	75.00	Amber	↓	
Area of land managed	Ha	1620.84	1632.44	2035.00	Red	→	
No of landowners assisted for agri schemes ytd	#	5	8	11	Amber	↑	

Action	Previous Period October 2013		Current Period December 2013			
	% Complete	RAG	% Complete	RAG	Trend	Comment
20.Monitoring conservation information	38	Green	50	Green	→	All sites visited, monitoring reporting underway.
30.Invasive Species	24	Green	50	Green	→	1st Draft of strategy to be considered 3rd Feb 2014. Site specific actions also on target for completion by the end of the financial year.
40.Assist farmers to engage in agri schemes	40	Amber	60	Green	→	Advice provided to 5 more farmers with one applying to Glastir, and two joining PCNPA schemes.

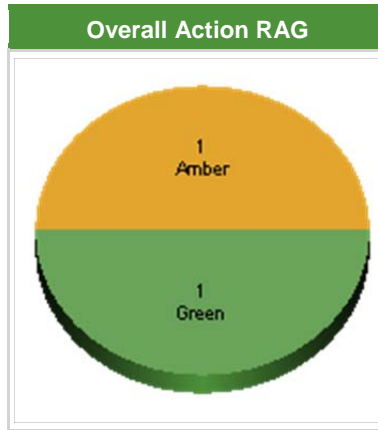
Performance Report - Conservation & Planning

20.WG Reports

Measure



Overall Action RAG



- ↓ Worsening Trend
- Static Trend
- ↑ Improving Trend

Action	Previous Period October 2013		Current Period December 2013			
	% Complete	RAG	% Complete	RAG	Trend	Comment
10.Seascape Guidance	50	Green	70	Green	→	Public consultation closed, report of consultation to NPA 11/12/13.
20.Management Plan Review	40	Green	60	Amber	↓	NPA agreed to endorse Management Plan technical updates as the basis for consultation with statutory consultation bodies, plus Welsh Government officials and Cadw. These will extend the life of the current plan (2009-2013) to the end of 2014.

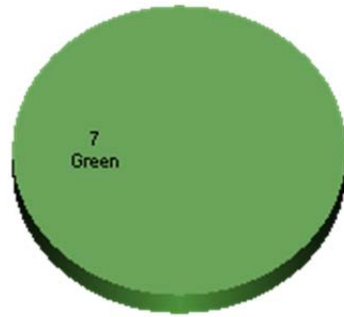
Performance Report - Conservation & Planning

30.Planning

Overall Measure RAG








Overall Action RAG



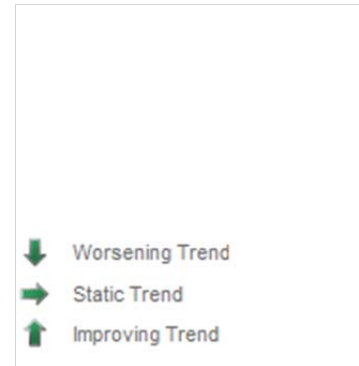
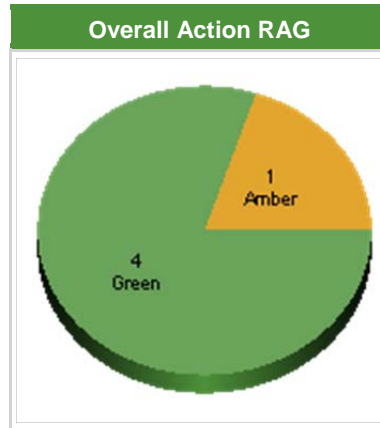
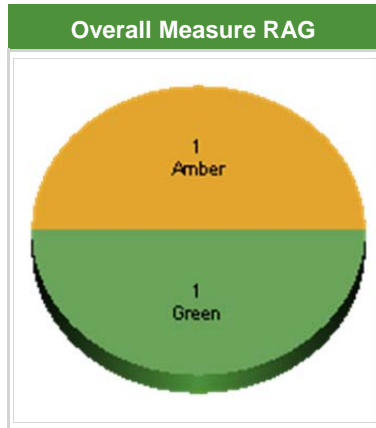
Measure	Unit of Measure	Previous Period October 2013	Current Period December 2013				
		Actual	Actual	Target	RAG	Trend	Comment
Affordable units as % of all approved	%	16.98	16.98	20.00	Amber	→	
Affordable units number approved ytd	#	9	9				
No of developments contrary to LDP 8 & 15	#		0	0	Green	→	

Action	Previous Period October 2013		Current Period December 2013			
	% Complete	RAG	% Complete	RAG	Trend	Comment
10.Cumulative Impact Assessment Guidance (Turbines)	75	Green	90	Green	→	The consultation responses and track changes have been agreed by Committee, with delegated powers to officers to make further minor amendments to bring SPG in line with recently published GLVIA3 guidance. Amendments to be finalised and SPG to be published in January 2014.
30.Farm Diversification Guidance		Green		Green	→	Not programmed to start.

40.Affordable Housing	75	Green	100	Green		Report finalised and recommendations being taken forward.
50.Low Impact Development Guidance	100	Green	100	Green		Completed and uploaded on NPA website
60.LDP Annual Monitoring Report	25	Green	100	Green		Monitoring Report submitted Oct 2013.
70.Housing Land Availability to 2013/14	60	Green	65	Green		WG has advised that an Inspector has been appointed to consider the Statement of Common Ground.
80.Accessibility Guidance	100	Green	100	Green		

Performance Report - Conservation & Planning

35.Development Management



Measure	Unit of Measure	Previous Period October 2013	Current Period December 2013				
		Actual	Actual	Target	RAG	Trend	Comment
% Apps Approved ytd	%	83.40	83.83	85.00	Amber	↑	
% Apps determined in time ytd	%	76.11	75.45	70.00	Green	↓	

Action	Previous Period October 2013		Current Period December 2013			
	% Complete	RAG	% Complete	RAG	Trend	Comment
10.Monitoring Enforcement	15	Green	20	Green	→	Investigating computer solutions to a database. Discharging conditions by application number assists with monitoring through clearer identification of those conditions still requiring discharge. Looking at ways to link the above apps to enforcement as these are probably imminent starters. Investigating other authorities approaches. Resources have limited progress
20.Discharge of conditions	100	Green	100	Green	→	100% of letters received to discharge conditions are logged on database as an application and

						determined with a target of 8 weeks
30.Map procedures		Amber	70	Green	→	Standard procedures documented
40.Improve public perception	12	Amber	30	Amber	→	Working to hold regular planning surgeries to help with pre-apps in each centre to commence by March if possible.
50.Review pre-app processes	7	Green	20	Green	→	5 template letters set up to meet most common requests. Researching other LPAs approach. Considering introducing charging, possibly using BBNPA method.

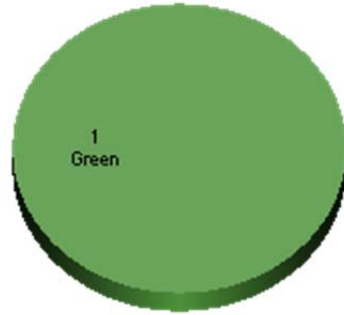
Performance Report - Conservation & Planning

40.Cultural Heritage

Overall Measure RAG



Overall Action RAG



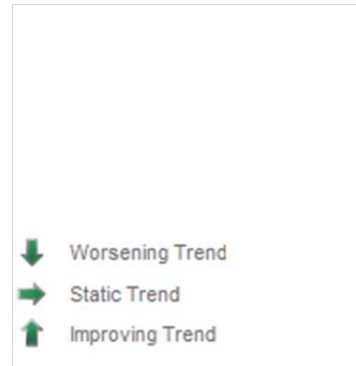
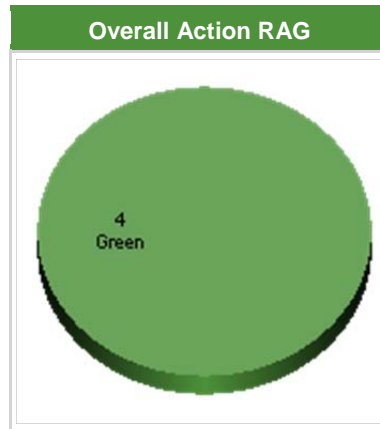
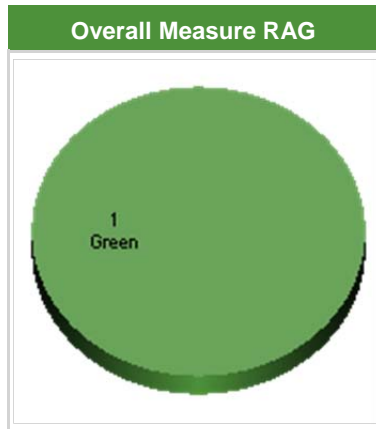
- ↓ Worsening Trend
- Static Trend
- ↑ Improving Trend

Measure	Unit of Measure	Previous Period October 2013	Current Period December 2013				
		Actual	Actual	Target	RAG	Trend	Comment
% of listed buildings at risk	#	3.87	3.87	7.00	Green	→	
No of cultural events ytd	#	21	22	45	Red	→	
No of people at cultural events ytd	#	12346	12893				

Action	Previous Period October 2013		Current Period December 2013			
	% Complete	RAG	% Complete	RAG	Trend	Comment
10.Cultural Events				Green	→	A range of cultural and heritage events took place this Autumn with over 300 people involved. Themed talks and walks took place and an excavation at a Bronze Age cemetery in the north of the Park several local volunteers. The annual Archaeology Day attracted over 200 people.

Performance Report - Conservation & Planning

50.Tourism & economic



Measure	Unit of Measure	Previous Period October 2013	Current Period December 2013				
		Actual	Actual	Target	RAG	Trend	Comment
No of users on coastal bus services	#	87800	87800	80000.00	Green	→	

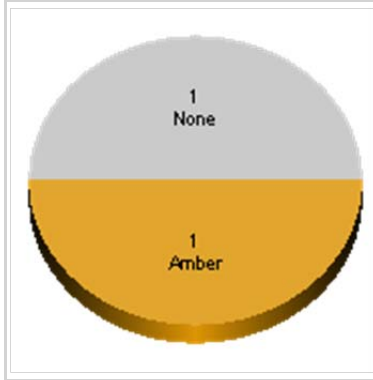
Action	Previous Period October 2013		Current Period December 2013			
	% Complete	RAG	% Complete	RAG	Trend	Comment
10.Pembrokeshire Tourism network	67	Green	85	Green	→	-WG consultation on Regional Tourism Partnerships, PCNPA response to be drafted, with potential to include that of DPP - Destination Pembrokeshire Partnership action plan in development - BETS Sustainable buildings and tourism film editing in progress - Geovation challenge meeting with internal partners - StepJockey (calorie counting footpath walks) discussions with internal officers and contact made with the company.
20.Greenways	100	Green	100	Green	→	

30.Enjoy Website upgrade	77	Green	92	Green	→	Ongoing development of site inhand with developers and key internal staff Health pages all inputed Mobile version in development
40.Health & Well-being	67	Green	84	Green	→	-Workshop planned for Jan 2014 for internal staff to consider Social Inclusion agenda development - Health and Wellbeing papers prepared for internal review. - StepJockey (calorie counting footpath walks) discussions with internal officers and telephone meeting planned. - Links strenthened with c1st Health Officer

Performance Report - Conservation & Planning

60.Access

Overall Measure RAG



Overall Action RAG



Measure	Unit of Measure	Previous Period October 2013	Current Period December 2013				
		Actual	Actual	Target	RAG	Trend	Comment
% RoW open & to standard	%	78.77	78.77	85.00	Amber	→	
No of people using paths ytd	%						Initial indications of a 14% increase on last year

Action	Previous Period October 2013		Current Period December 2013			
	% Complete	RAG	% Complete	RAG	Trend	Comment
10.Delegation Agreement Public Rights of Way		Amber		Amber	→	No further progress with PCC
20.Survey Public Rights of Way	30	Green	50	Green	→	Survey underway, alongside winter work programme. Now includes several permissive paths. 78% paths up to standard.